



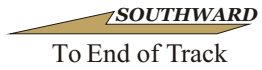
Tyvan Sub Schematics

Updated Dec./04

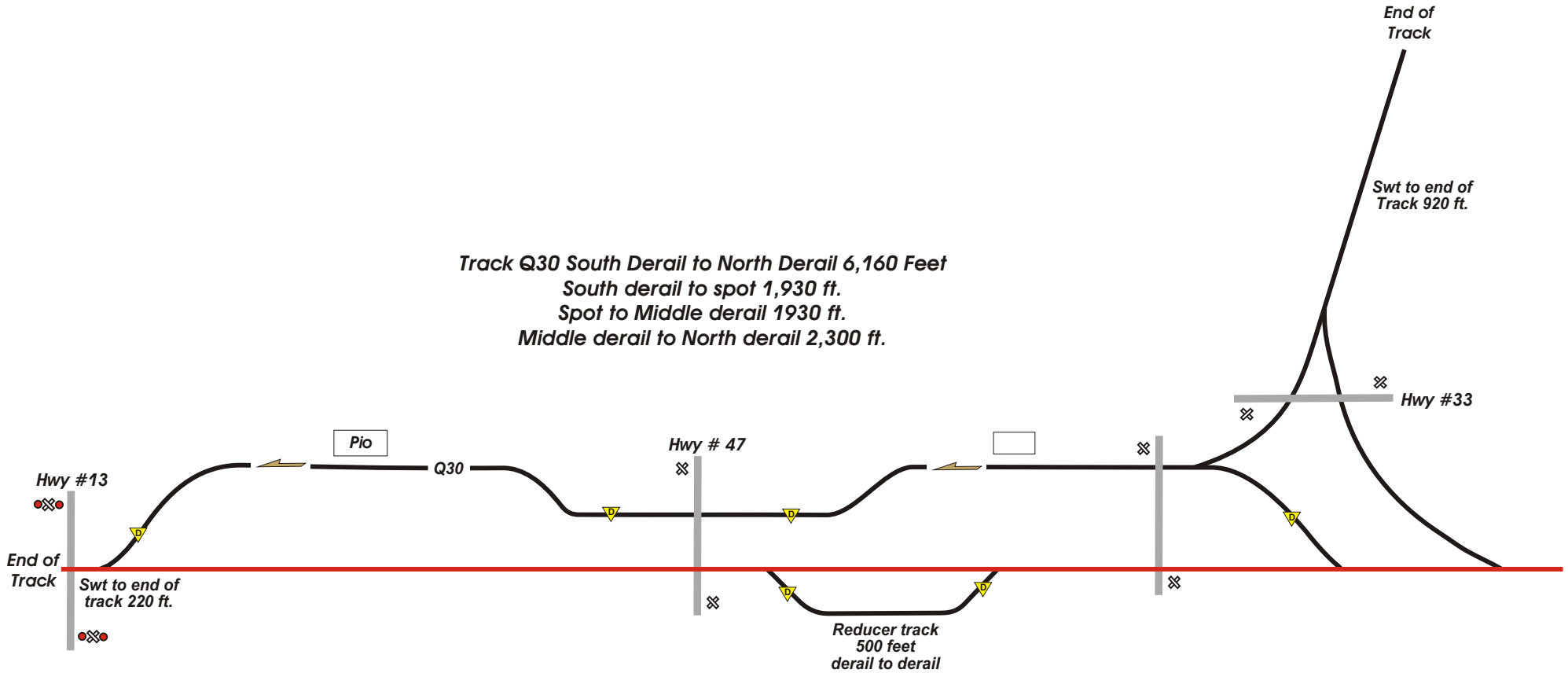
***** Reminder *****
**All Grain Handling
Facilities are
No Smoking Areas**

Stoughton

Station # 6033



*Track Q30 South Derail to North Derail 6,160 Feet
South derail to spot 1,930 ft.
Spot to Middle derail 1930 ft.
Middle derail to North derail 2,300 ft.*



SASKATCHEWAN
SERVICE AREA
Tyvan Sub.

Creelman

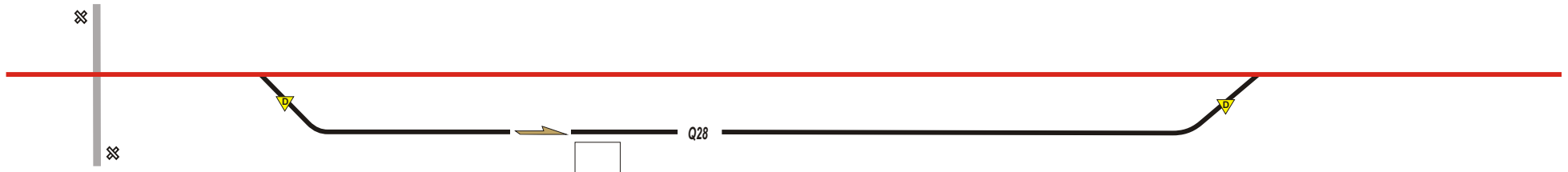
Station # 6047



**CANADIAN
PACIFIC
RAILWAY**

SOUTHWARD
To Stoughton

NORTHWARD
To Regina



Track Q28 1,630 Feet Derail to Derail

*When Spotting Creelman Spot to new
elevator. Cars run North*

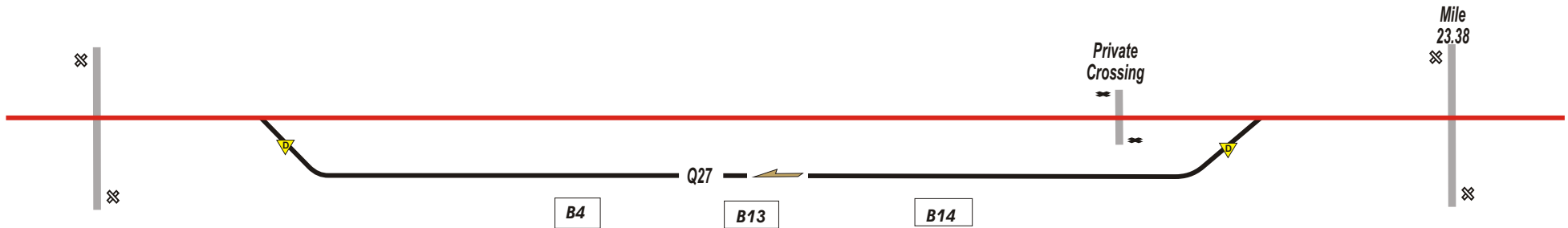
Fillmore

Station # 6048



SOUTHWARD
To Stoughton

NORTHWARD
To Regina



Track Q27 2,440 Feet Derail to Derail

**North derail to spot B14 1,660 ft.
South derail to spot B14 1,780 ft.**

Spotting instructions for Fillmore

- 1st. Lift all Boxes to Creelman or Stoughton for return trip.
- 2nd Spot hoppers as per work list for Fillmore.
- 3rd On return trip lift loaded hoppers and respot boxes.
- 4th Lift loaded boxes and loaded hoppers into Regina

**When Spotting Creelman Spot to new
elevator. Cars run North**

SASKATCHEWAN
SERVICE AREA
Tyvan Sub.

Osage

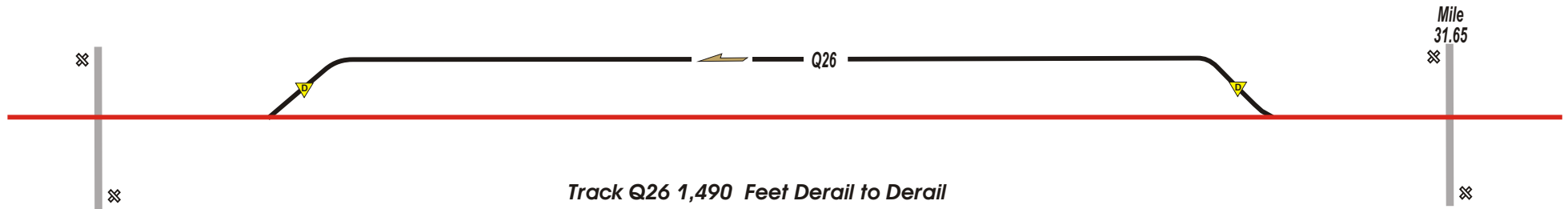
Station # 6049



**CANADIAN
PACIFIC
RAILWAY**

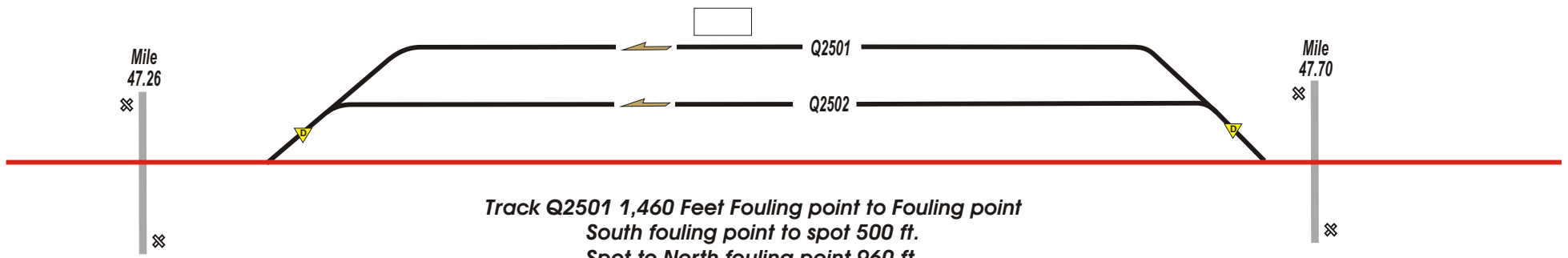
SOUTHWARD
To Stoughton

NORTHWARD
To Regina



Francis

Station # 6052



*Track Q2501 1,460 Feet Fouling point to Fouling point
South fouling point to spot 500 ft.
Spot to North fouling point 960 ft.*

*Track Q2502 1,460 feet fouling point to fouling point
South fouling point to spot 500 ft.
Spot to North fouling point 960 ft.*

SASKATCHEWAN
SERVICE AREA
Tyvan Sub.

Sedley

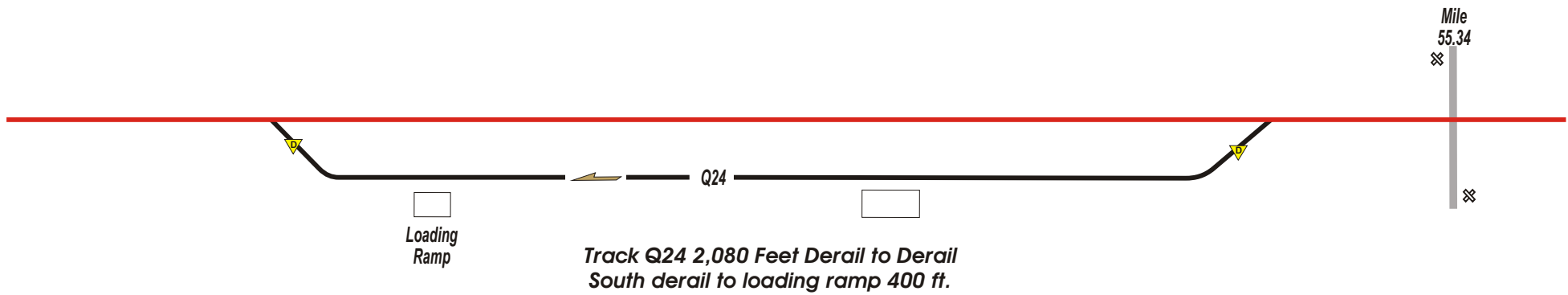
Station # 6053



**CANADIAN
PACIFIC
RAILWAY**

SOUTHWARD
To Stoughton

NORTHWARD
To Regina



SASKATCHEWAN
SERVICE AREA
Tyvan Sub.

Lajord

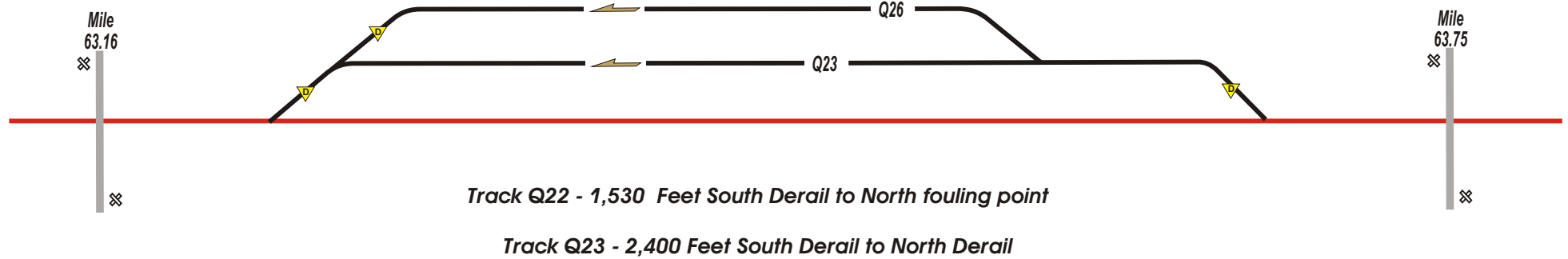
Station # 6055



**CANADIAN
PACIFIC
RAILWAY**

SOUTHWARD
To Stoughton

NORTHWARD
To Regina



SASKATCHEWAN
SERVICE AREA
Tyvan Sub.

Kronau

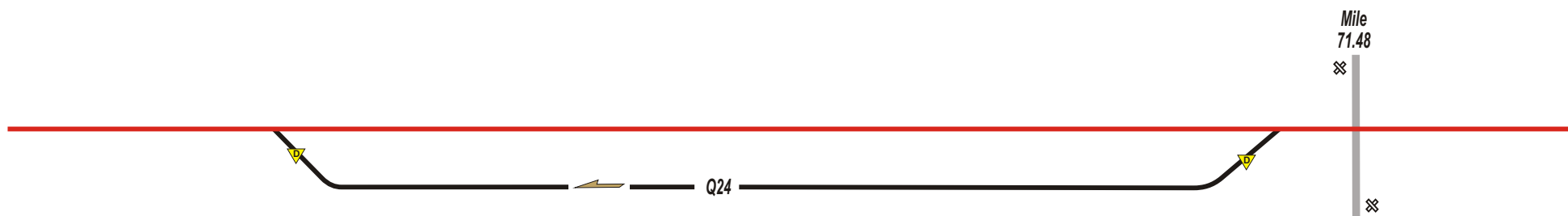
Station # 6057



**CANADIAN
PACIFIC
RAILWAY**

SOUTHWARD
To Stoughton

NORTHWARD
To Regina



Track Q21 1,520 Feet Derail to Derail.

SASKATCHEWAN
SERVICE AREA
Tyvan Sub.

Richardson

Station # 6058



**CANADIAN
PACIFIC
RAILWAY**

SOUTHWARD
To Stoughton

NORTHWARD
To Regina

